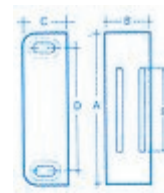


These surface mounted models have mobile pole pieces for automatic take up of parallel play. Of a simple design, these are the most inexpensive models in our range.

Supec A Series

| Model | Holding power (Kg) | A | B | C | D | E |
|-------|--------------------|----|----|------|----|------|
| A1 | 4 | 36 | 20 | 15.5 | 28 | 13 |
| A2 | 6 | 40 | 20 | 15.5 | 32 | 17.3 |
| Xb4 | 4 | 48 | 19 | 15 | 38 | 21.5 |

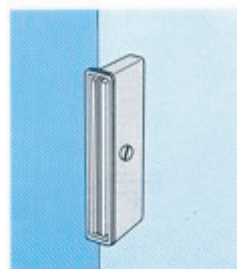
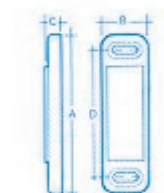


Colour: White, brown
Fixing: Two 3mm screws through oblong slots
Counterplate: C2 (or V4 for A1)

Supec Heavy Duty

Magnetic catches for big doors (cupboards).

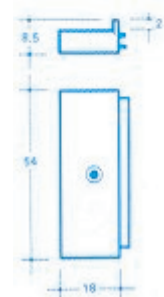
| Model | Holding power (Kg) | A | B | C | D | E |
|--------------|--------------------|----|------|----|----|----|
| Supec 11 | 10 | 45 | 25 | 23 | 93 | 18 |
| Supec 12(A4) | 12 | 74 | 17.5 | 14 | 64 | 43 |



Colour: White, brown
Mounting: Two 3mm screws through oblong slots
Counterplate: Q10 for the Supec 12. U5/U6 for the Supec 11

Counterplates

| Model | A | B | C | D |
|-------|----|----|-----|----|
| C 2 | 41 | 14 | 1.5 | 31 |
| Q 6 | 48 | 12 | 2 | 36 |
| Q 10 | 66 | 12 | 2 | 54 |
| U 5 | 25 | 23 | 1.5 | |
| U 6 | 31 | 20 | 1.5 | |



These counterplates are zinc plated. They are fitted using 3mm countersunk screws; the U5 uses a round head screw. Use a 15mm diameter V4 for the A1